



SECTION > BLOCK Body Text

New Document 83

Body Text

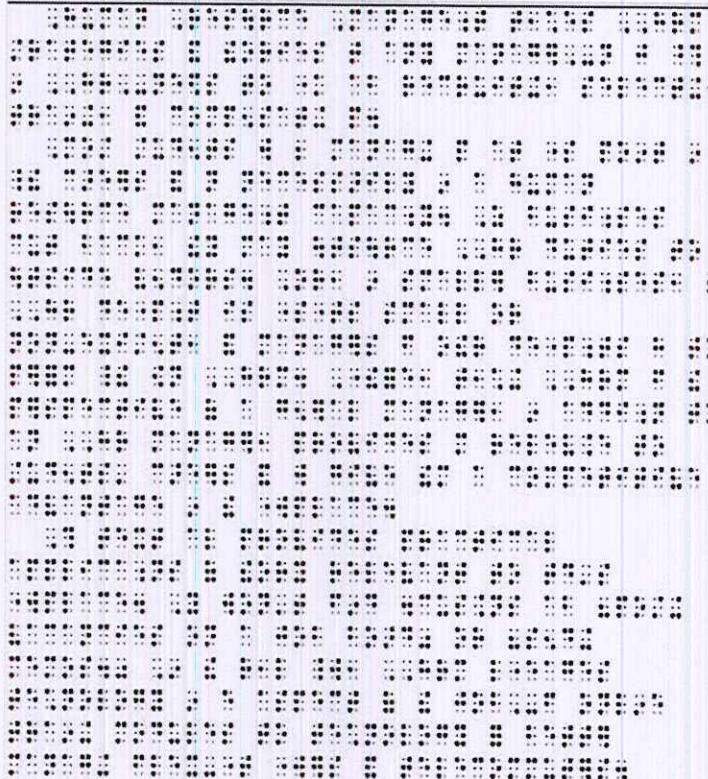
Human Resource Management teaches HRM strategies and theories that any manager-not just those in HR-needs to know about recruiting, selecting, training, and compensating people.

Body Text

Most students will be managing people at some point in their careers and not necessarily in a human resource management capacity. As businesses cut back, they may outsource HR duties to outside vendors. Or, in smaller businesses, the HR department is sometimes small or non-existent, and managers from other departments have to perform their own HRM. Therefore, teaching HRM from the perspective of a general manager, in addition to an HR manager, provides more relevance to students' careers and will give them a competitive advantage in the workplace.

Body Text

This text also provides practical applications of theory relevant to today's workplace. You won't find discussions about "posting vacancies on a job board" or "sending memos." In the real world, HRM leverages technology in every aspect of the job-from online training modules to technology for better managing flex-time workers and telecommuters.





PRINCIPAL
D.N.R. COLLEGE
BHIMAVARAM.

What To Do

- 1 Think of a message you'd like to send to a friend. Write it down on a sheet of paper. Keep this on the side and use it as a reference.




- 2 Prepare your message on the Braille sheet. Using the Braille Key as your guide, mark the dots of each character with a pen or marker. Create the characters from left to right. Leave a space between each word.



- 3 Create your message. Flip the paper over. Make sure you can see the dots that you marked on the front side. Gently punch one tiny hole into the back of each dot using a thumb tack.



- 4 Test how well the message reads. Flip the paper back to the front side so that the bumps are showing. Run your finger over each cell. Can you feel each dot? Can you tell what character the dots represent?



- 5 Give the message and a copy of the Braille Key to a friend! Remind your friends to look at the Braille key as they read with their fingers.

